

Every Student Succeeds Act (ESSA) Accountability *Rebuild* Phase

Rebuild Phase Information Webinars:
English Language Proficiency

2023-

In This Webinar



Transition from Restart Phase to Rebuild Phase



English Language Proficiency Indicator with Examples



Accountability Rebuild Information Webinars:

<http://www.nysed.gov/accountability/school-and-district-accountability>



Questions? Email accountinfo@nysed.gov

Overview



Rebuild Accountability Indicators


Indicators Calculated in the 2023-24 and 2024-25 SYs (using 2022-23 and 2023-24 SY results, respectively)	
Elementary/Middle	High School
Weighted Average Achievement	Weighted Average Achievement

ELL Resources:

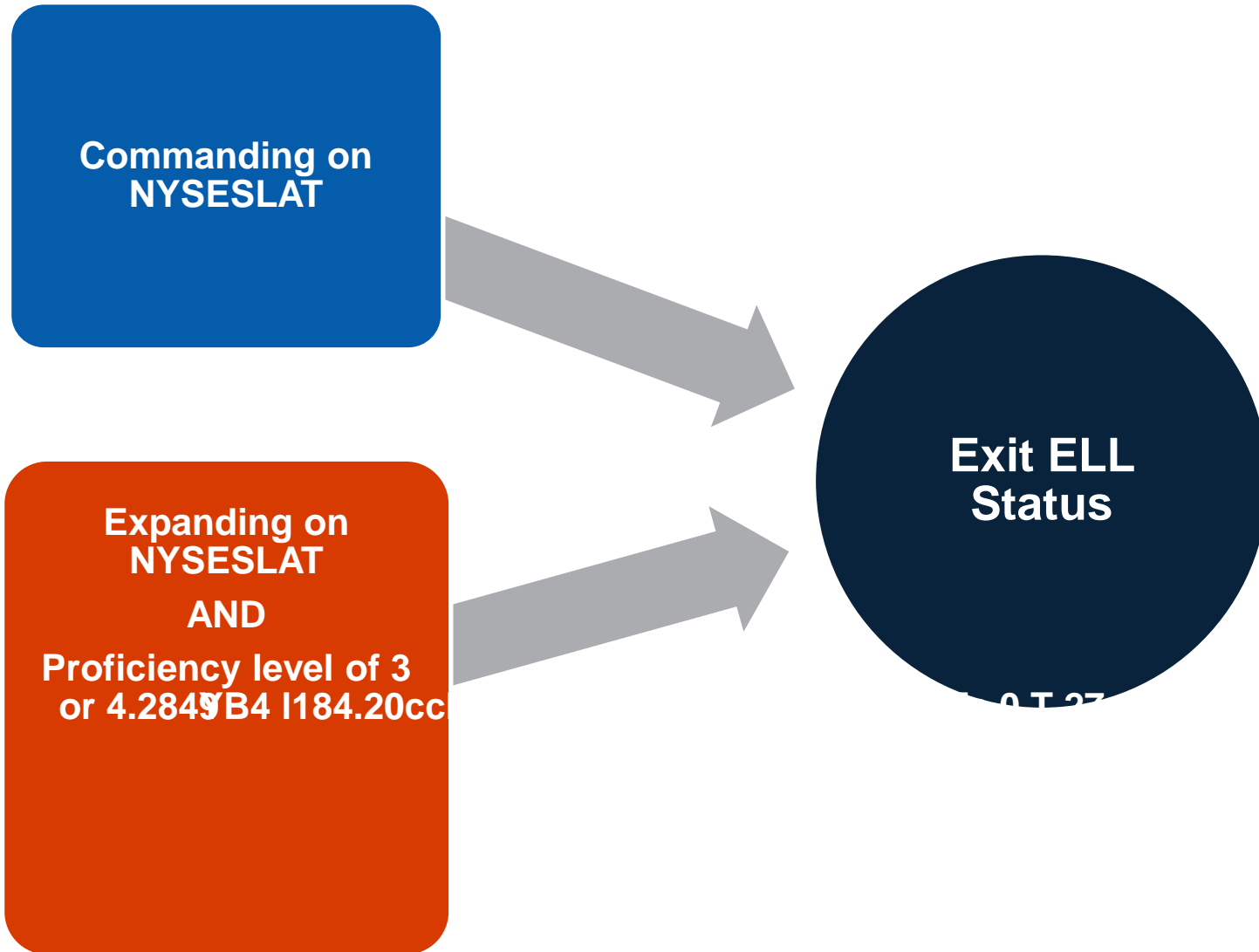
<https://www.nysed.gov/bilingual-ed>


Determining ELP Levels

- Actual percentage of students



Sufficient Progress: Exiting ELL Status





Sufficient Progress: Meeting a Safe Harbor Growth Target

Safe Harbor compares a student's performance in the current reporting year to the student's performance overall from the initial year of ELL identification.

Safe Harbor Targets from Initial Identification Year to Current Year who Have Been in ELL Status for:				
ELP Level Earned in Initial Year of ELL Identification	2 Years	3 Years	4 Years	5 Years
Entering	1.25 progress points	2.25 progress points	3.25 progress points	Must score Commanding
Emerging	1.25 progress points	2.25 progress points	Must score Commanding	Off-Track ELL Status
Transitioning	1 progress point	Must score Commanding	Off-Track ELL Status	
Expanding	Must score Commanding	Off-Track ELL Status		

Sufficient Progress: Safe Harbor Example

Student C

Initial ELP Performance Level: Entering

Year of ELL Status	Entering Quartiles				Emerging Quartiles				Transitioning Quartiles				Expanding Quartiles				Commanding
	1	2	3	4	1	2	3	4	1	2	3	4	1	2	3	4	
Initial	X																N/A
Year 2 (Previous Year)		1.5 points					X										
Year 3 (Current Year)									0.75 points		X						

Annual Progress and Safe Harbor Growth Target Matrix for ELL Students

Annual Progress and Safe Harbor Targets from Initial Identification Year to Current Year who Have Been in ELL Status for:								
ELP Level Earned in Initial Year of ELL Identification	2 Years		3 Years		4 Years		5 Years	
	Required Annual Progress	Required Safe Harbor Progress	Required Annual Progress	Required Safe Harbor Progress	Required Annual Progress	Required Safe Harbor Progress	Required Annual Progress	Required Safe Harbor Progress
Entering	1.25 progress points	1.25 progress points	1 progress point	2.25 progress points	1 progress point	3.25 progress points	0.75 progress points	Must score Commanding
Emerging	1.25 progress points	1.25 progress points	1 progress point	2.25 progress points	0.75 progress points	Must score Commanding	Off-Track ELL Status	
Transitioning	1 progress point	1 progress point	1 progress point	Must score Commanding	Off-Track ELL Status			
Expanding	Must score Commanding		Off-Track ELL Status					

Determining ELP Levels

Progress Rate

- Actual percentage of students demonstrating **Sufficient Progress** on the NYSESLAT

Benchmark

- Percentage of students expected to make **Sufficient Progress** on the NYSESLAT

Success Ratio

- Determined by dividing the Progress Rate by the Benchmark

ELP Levels: Progress Rate and Benchmark

Step 2:

Calculate the **Progress Rate** and **Benchmark** values

n-size = 30 or more student results

Progress Rate: $\frac{\text{Number of students at Level 3 or 4}}{\text{Total number of students}} \times 100$

Benchmark: $\frac{\text{Number of students at Level 3 or 4}}{\text{Total number of students}} \times 100$

ELP Levels: Success Ratio

Step 3:

Calculate the **Success Ratio** and assign an **ELP Level**

$$\text{Success Ratio: } \frac{\text{Number of students meeting or exceeding the standard}}{\text{Total number of students}} \times 100$$

ELP Level Assignment

Success Ratio	Level
0 to 0.49	1
0.50 to 0.99	2
1.00 to 1.24	3
1.25 +	4

ELP Level Calculation Example 1

Student	NYSESLAT Level Earned				

ELP Level Calculation Example 1

	Formula	

ELP Level Calculation Example 1

ELP Level Calculation Example 2

ELP Level Calculation Example 2

Step 2:

Calculate the Progress Rate and Benchmark values

School B – All Students Subgroup

	Formula	Calculation
Progress Rate		
Benchmark	$\frac{5 \text{ QIK B+ J @ ECR IE @}}{2 \text{ NK2 N}}$	

Additional Resources

- “Understanding the New York State Accountability System under the Every Student Succeeds Act (ESSA) for 2023-2024 Accountability Statuses Based on 2022-2023 Results”
- The One-Year Restart Webinar
- Rebuild Phase Webinar
- 2022-23 Indicator Info Sessions
- PowerPoint slides of this webinar

Found here:

www.nysed.gov/accountability/school-and-district-accountability



Thank You!

**Questions may be submitted to the
NYSED Office of Accountability at:
accountinfo@nysed.gov**